

*Boston Oak doors are now available with optional end grain matching, giving the appearance of a cross cut grain. See page 18 for details.

Dark coloured surfaces will show fingerprints and require more care and maintenance than lighter coloured surfaces. It is recommended to test a product sample prior to colour selection.




Dark coloured surfaces will show fingerprints and require more care and maintenance than lighter coloured surfaces. It is recommended to test a product sample prior to colour selection.

MELAMINE Smooth range L available in LAMINATE

polytec swatches and samples represent a small area of the overall colour structure.
To view the large colour sample, visit www.polytec.com.au.



Dark coloured surfaces will show fingerprints and require more care and maintenance than lighter coloured surfaces.
It is recommended to test a product sample prior to colour selection.






Available finishes M = Matt T = Texture S = Sheen A = Ashgrain

Dark coloured surfaces will show fingerprints and require more care and maintenance than lighter coloured surfaces. It is recommended to test a product sample prior to colour selection.

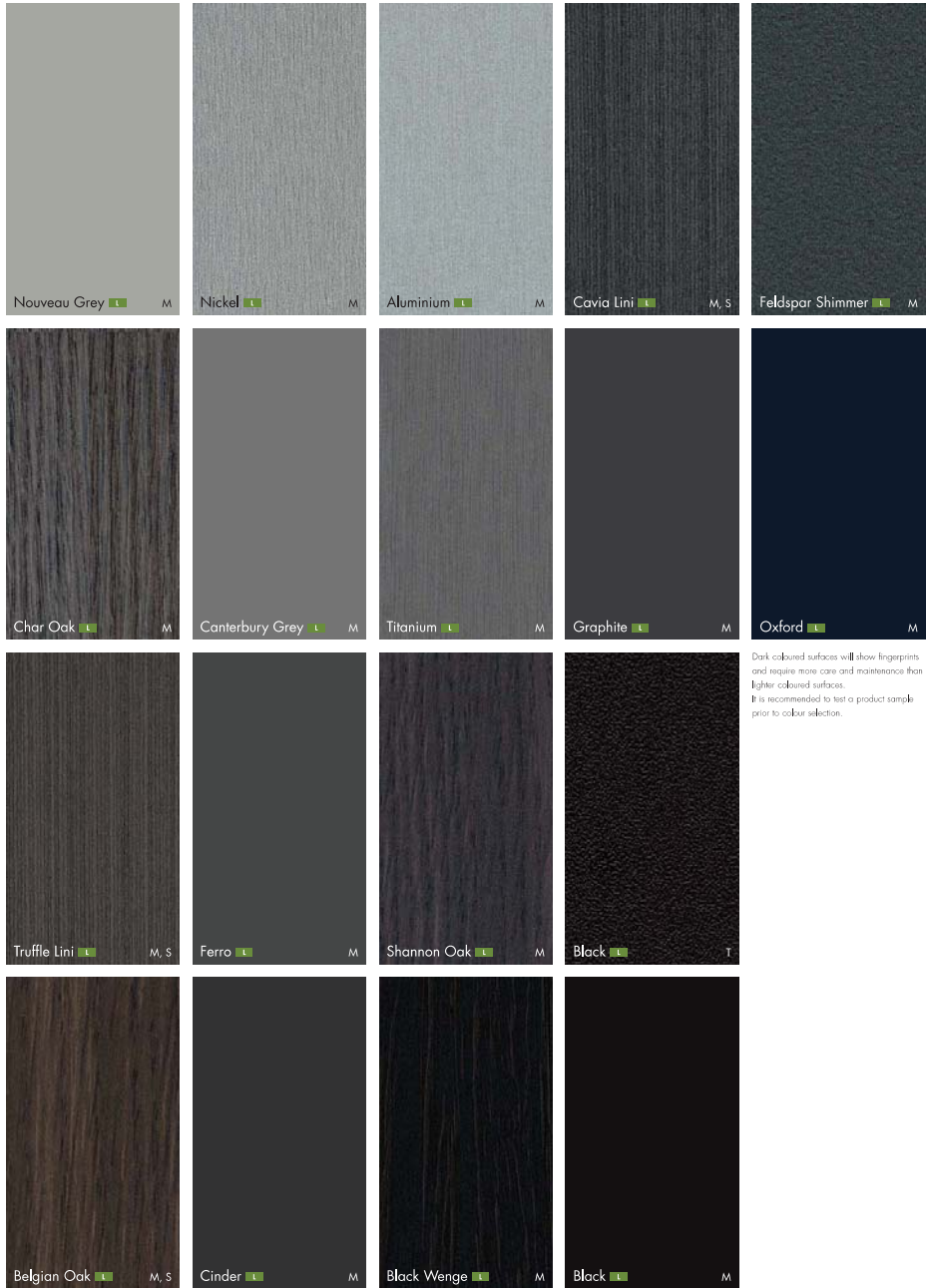


Available finishes M = Matt S = Sheen

Dark coloured surfaces will show fingerprints and require more care and maintenance than lighter coloured surfaces. It is recommended to test a product sample prior to colour selection.

MELAMINE range  available in LAMINATE

polytec swatches and samples represent a small area of the overall colour structure. To view the large colour sample, visit www.polytec.com.au.



Dark coloured surfaces will show fingerprints and require more care and maintenance than lighter coloured surfaces. It is recommended to test a product sample prior to colour selection.

Available finishes M = Matt T = Texture S = Sheen



Doors and panels in MELAMINE Empire Oak Woodmatt. Underbench doors, drawers and panels in MELAMINE Casentino Beech Woodmatt.

Finegrain range Ashgrain range



polytec swatches and samples represent a small area of the overall colour structure. To view the large colour sample, visit www.polytec.com.au.

Dark coloured surfaces will show fingerprints and require more care and maintenance than lighter coloured surfaces. It is recommended to test a product sample prior to colour selection.

Black