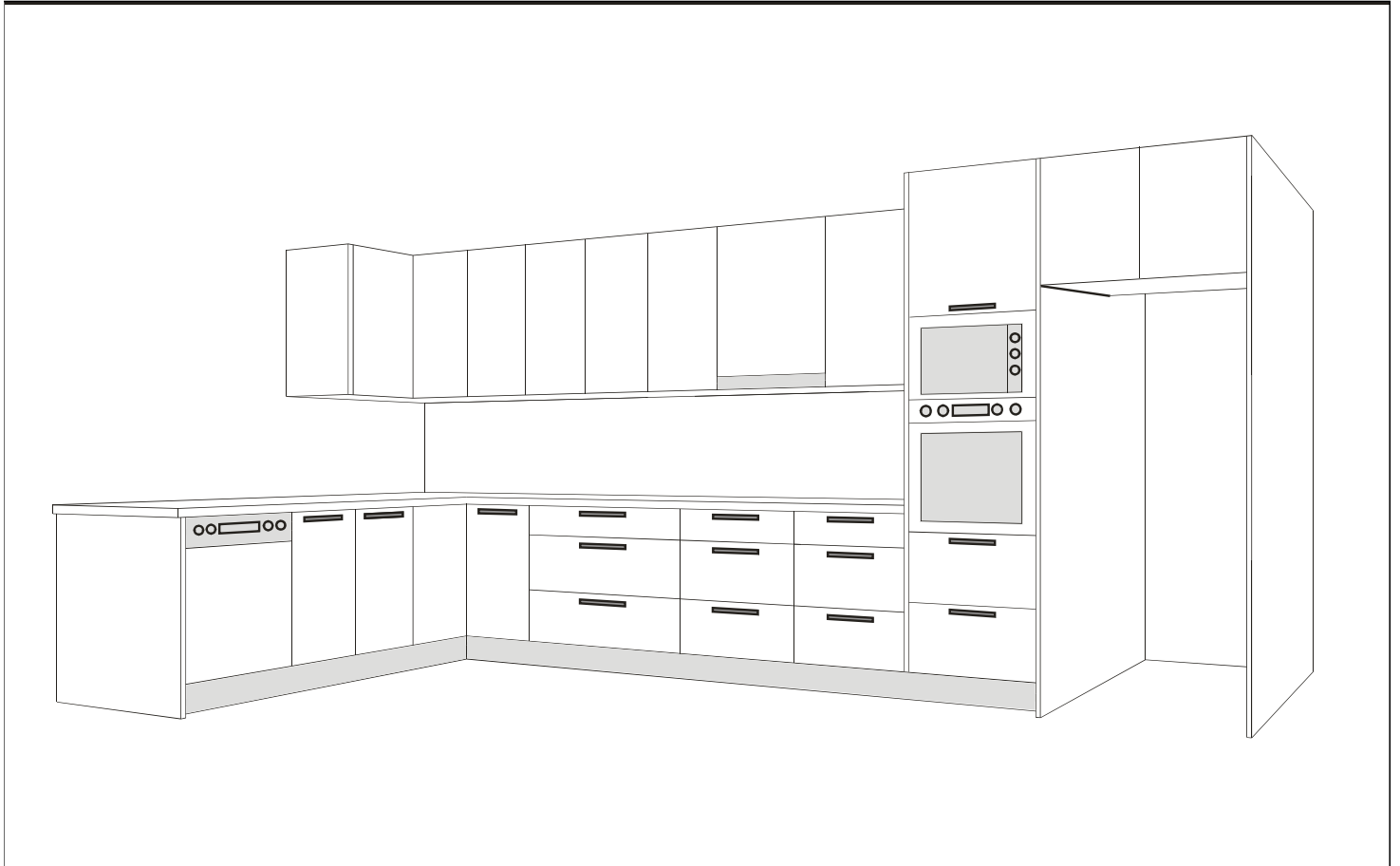


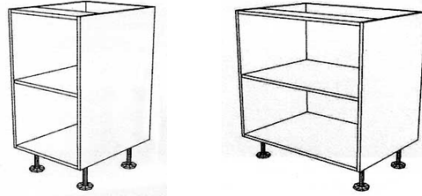
# Ergo-Kit



D.I.Y Flatpack System

Prices listed here are for cabinets only - doors are not included

### Base Units



| Item code | Cabinet size (mm) |     |      | Price<br>ex GST | Doors/drawers |     |     | Includes | Hinges |         |     |        |
|-----------|-------------------|-----|------|-----------------|---------------|-----|-----|----------|--------|---------|-----|--------|
|           | H                 | D   | W    |                 | No.           | H   | W   |          | O/lay  | 165 deg | Cnr | 45 deg |
| 72B200    | 720               | 560 | 200  | <b>112.00</b>   | 1             | 717 | 197 | 1 shelf  | 2      | 0       | 0   | 0      |
| 72B300    | 720               | 560 | 300  | <b>122.00</b>   | 1             | 717 | 297 | 1 shelf  | 2      | 0       | 0   | 0      |
| 72B400    | 720               | 560 | 400  | <b>128.00</b>   | 1             | 717 | 397 | 1 shelf  | 2      | 0       | 0   | 0      |
| 72B450    | 720               | 560 | 450  | <b>136.00</b>   | 1             | 717 | 447 | 1 shelf  | 2      | 0       | 0   | 0      |
| 72B500    | 720               | 560 | 500  | <b>144.00</b>   | 1             | 717 | 497 | 1 shelf  | 2      | 0       | 0   | 0      |
| 72B600    | 720               | 560 | 600  | <b>154.00</b>   | 2             | 717 | 298 | 1 shelf  | 4      | 0       | 0   | 0      |
| 72B700    | 720               | 560 | 700  | <b>160.00</b>   | 2             | 717 | 348 | 1 shelf  | 4      | 0       | 0   | 0      |
| 72B800    | 720               | 560 | 800  | <b>168.00</b>   | 2             | 717 | 398 | 1 shelf  | 4      | 0       | 0   | 0      |
| 72B900    | 720               | 560 | 900  | <b>176.00</b>   | 2             | 717 | 448 | 1 shelf  | 4      | 0       | 0   | 0      |
| 72B1000   | 720               | 560 | 1000 | <b>192.00</b>   | 2             | 717 | 498 | 1 shelf  | 4      | 0       | 0   | 0      |
| 72B1100   | 720               | 560 | 1100 | <b>200.00</b>   | 2             | 717 | 548 | 1 shelf  | 4      | 0       | 0   | 0      |
| 72B1200   | 720               | 560 | 1200 | <b>210.00</b>   | 2             | 717 | 598 | 1 shelf  | 4      | 0       | 0   | 0      |

### Corner Base Units



| Item code     | Cabinet size (mm) |     |          | Price<br>ex GST | Doors/drawers |     |     | Includes | Hinges |         |     |        |
|---------------|-------------------|-----|----------|-----------------|---------------|-----|-----|----------|--------|---------|-----|--------|
|               | H                 | D   | W        |                 | No.           | H   | W   |          | O/lay  | 165 deg | Cnr | 45 deg |
| 72CB900       | 720               | 560 | 900/900  | <b>309.00</b>   | 2             | 717 | 317 | 1 shelf  | 0      | 2       | 2   | 0      |
| 72CB900X1200R | 720               | 560 | 1200/900 | <b>347.00</b>   | 2             | 717 | 309 | 1 shelf  | 2      | 2       | 2   | 0      |
|               |                   |     |          |                 | 1             | 717 | 317 |          |        |         |     |        |
| 72CB900X1200L | 720               | 560 | 1200/900 | <b>347.00</b>   | 2             | 717 | 309 | 1 shelf  | 2      | 2       | 2   | 0      |
|               |                   |     |          |                 | 1             | 717 | 317 |          |        |         |     |        |

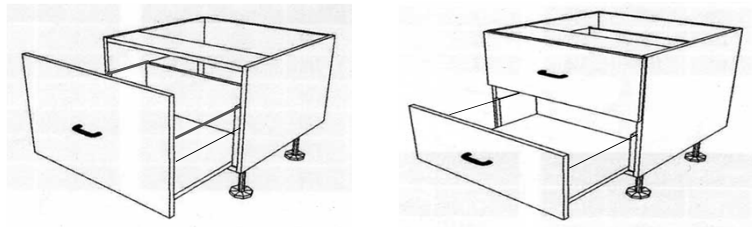
Prices listed here are for cabinets only - doors are not included

### Base Oven Units



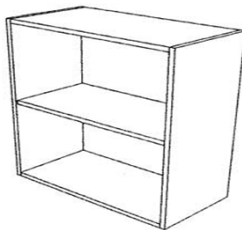
| Item code | Cabinet size (mm) |     |     | Price<br>ex GST | Doors/drawers |     |     | Includes | Hinges |         |     |        |
|-----------|-------------------|-----|-----|-----------------|---------------|-----|-----|----------|--------|---------|-----|--------|
|           | H                 | D   | W   |                 | No.           | H   | W   |          | O/lay  | 165 deg | Cnr | 45 deg |
| 72BO600   | 720               | 560 | 600 | <b>144.00</b>   | 1             | 115 | 598 | 1 shelf  | 0      | 0       | 0   | 0      |
| 72BO900   | 720               | 560 | 900 | <b>160.00</b>   | 1             | 115 | 898 | 1 shelf  | 0      | 0       | 0   | 0      |

### Wall Oven Base Units including soft close drawer



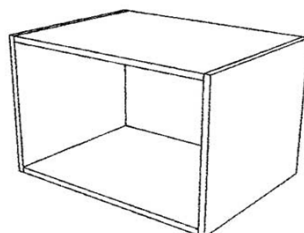
| Item code | Cabinet size (mm) |     |     | Price<br>ex GST | Doors/drawers |     |     | Includes   | Hinges |         |     |        |
|-----------|-------------------|-----|-----|-----------------|---------------|-----|-----|------------|--------|---------|-----|--------|
|           | H                 | D   | W   |                 | No.           | H   | W   |            | O/lay  | 165 deg | Cnr | 45 deg |
| WOB320600 | 320               | 560 | 600 | <b>279.00</b>   | 1             | 317 | 597 | Metal dwrs | 0      | 0       | 0   | 0      |
| WOB480600 | 480               | 560 | 600 | <b>453.00</b>   | 2             | 237 | 597 | Metal dwrs | 0      | 0       | 0   | 0      |

### Wall Oven Overhead Units



| Item code | Cabinet size (mm) |     |     | Price<br>ex GST | Doors/drawers |     |     | Includes | Hinges |         |     |        |
|-----------|-------------------|-----|-----|-----------------|---------------|-----|-----|----------|--------|---------|-----|--------|
|           | H                 | D   | W   |                 | No.           | H   | W   |          | O/lay  | 165 deg | Cnr | 45 deg |
| 5WO600    | 540               | 300 | 600 | <b>96.00</b>    | 2             | 540 | 298 | 1 shelf  | 4      | 0       | 0   | 0      |
| 7WO600    | 720               | 300 | 600 | <b>128.00</b>   | 2             | 720 | 298 | 1 shelf  | 4      | 0       | 0   | 0      |

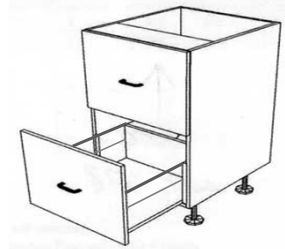
### Microwave Unit



| Item code | Cabinet size (mm) |     |     | Price<br>ex GST | Doors/drawers |     |     | Includes | Hinges |         |     |        |
|-----------|-------------------|-----|-----|-----------------|---------------|-----|-----|----------|--------|---------|-----|--------|
|           | H                 | D   | W   |                 | No.           | H   | W   |          | O/lay  | 165 deg | Cnr | 45 deg |
| MW600     | 400               | 460 | 600 | <b>106.00</b>   | 1             | 397 | 597 | Frame    | 0      | 0       | 0   | 0      |

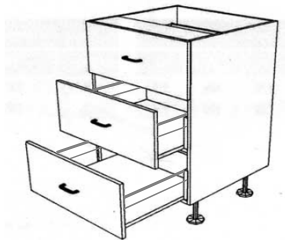
Prices listed here are for cabinets only - drawer fronts are not included

**Drawer Units including soft close drawers (2 drawers)**



| Item code   | Cabinet size (mm) |     |      | Price<br>ex GST | Doors/drawers |     |     | Includes   | Hinges |         |     |        |
|-------------|-------------------|-----|------|-----------------|---------------|-----|-----|------------|--------|---------|-----|--------|
|             | H                 | D   | W    |                 | No.           | H   | W   |            | O/lay  | 165 deg | Cnr | 45 deg |
| 72DMC400-2  | 720               | 560 | 400  | <b>386.00</b>   | 2             | 357 | 397 | Metal dwrs | 0      | 0       | 0   | 0      |
| 72DMC450-2  | 720               | 560 | 450  | <b>386.00</b>   | 2             | 357 | 447 | Metal dwrs | 0      | 0       | 0   | 0      |
| 72DMC500-2  | 720               | 560 | 500  | <b>397.00</b>   | 2             | 357 | 497 | Metal dwrs | 0      | 0       | 0   | 0      |
| 72DMC600-2  | 720               | 560 | 600  | <b>397.00</b>   | 2             | 357 | 597 | Metal dwrs | 0      | 0       | 0   | 0      |
| 72DMC700-2  | 720               | 560 | 700  | <b>397.00</b>   | 2             | 357 | 697 | Metal dwrs | 0      | 0       | 0   | 0      |
| 72DMC800-2  | 720               | 560 | 800  | <b>408.00</b>   | 2             | 357 | 797 | Metal dwrs | 0      | 0       | 0   | 0      |
| 72DMC900-2  | 720               | 560 | 900  | <b>419.00</b>   | 2             | 357 | 897 | Metal dwrs | 0      | 0       | 0   | 0      |
| 72DMC1000-2 | 720               | 560 | 1000 | <b>429.00</b>   | 2             | 357 | 997 | Metal dwrs | 0      | 0       | 0   | 0      |

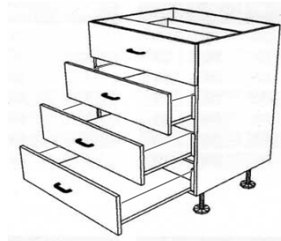
**Drawer Units including soft close drawers (3 drawers)**



| Item code   | Cabinet size (mm) |     |      | Price<br>ex GST | Doors/drawers |     |     | Includes   | Hinges |         |     |        |
|-------------|-------------------|-----|------|-----------------|---------------|-----|-----|------------|--------|---------|-----|--------|
|             | H                 | D   | W    |                 | No.           | H   | W   |            | O/lay  | 165 deg | Cnr | 45 deg |
| 72DMC400-3  | 720               | 560 | 400  | <b>532.00</b>   | 3             | 237 | 397 | Metal dwrs | 0      | 0       | 0   | 0      |
| 72DMC450-3  | 720               | 560 | 450  | <b>532.00</b>   | 3             | 237 | 447 | Metal dwrs | 0      | 0       | 0   | 0      |
| 72DMC500-3  | 720               | 560 | 500  | <b>543.00</b>   | 3             | 237 | 497 | Metal dwrs | 0      | 0       | 0   | 0      |
| 72DMC600-3  | 720               | 560 | 600  | <b>543.00</b>   | 3             | 237 | 597 | Metal dwrs | 0      | 0       | 0   | 0      |
| 72DMC700-3  | 720               | 560 | 700  | <b>543.00</b>   | 3             | 237 | 697 | Metal dwrs | 0      | 0       | 0   | 0      |
| 72DMC800-3  | 720               | 560 | 800  | <b>554.00</b>   | 3             | 237 | 797 | Metal dwrs | 0      | 0       | 0   | 0      |
| 72DMC900-3  | 720               | 560 | 900  | <b>564.00</b>   | 3             | 237 | 897 | Metal dwrs | 0      | 0       | 0   | 0      |
| 72DMC1000-3 | 720               | 560 | 1000 | <b>575.00</b>   | 3             | 237 | 997 | Metal dwrs | 0      | 0       | 0   | 0      |

Prices listed here are for cabinets only - drawer fronts are not included

### Drawer Units including soft close drawers (4 drawers)



| Item code   | Cabinet size (mm) |     |      | Price<br>ex GST | Doors/drawers |     |     | Includes   | Hinges |         |     |        |
|-------------|-------------------|-----|------|-----------------|---------------|-----|-----|------------|--------|---------|-----|--------|
|             | H                 | D   | W    |                 | No.           | H   | W   |            | O/lay  | 165 deg | Cnr | 45 deg |
| 72DMC400-4  | 720               | 560 | 400  | <b>554.00</b>   | 4             | 177 | 397 | Metal dwrs | 0      | 0       | 0   | 0      |
| 72DMC450-4  | 720               | 560 | 450  | <b>554.00</b>   | 4             | 177 | 447 | Metal dwrs | 0      | 0       | 0   | 0      |
| 72DMC500-4  | 720               | 560 | 500  | <b>564.00</b>   | 4             | 177 | 497 | Metal dwrs | 0      | 0       | 0   | 0      |
| 72DMC600-4  | 720               | 560 | 600  | <b>564.00</b>   | 4             | 177 | 597 | Metal dwrs | 0      | 0       | 0   | 0      |
| 72DMC700-4  | 720               | 560 | 700  | <b>564.00</b>   | 4             | 177 | 697 | Metal dwrs | 0      | 0       | 0   | 0      |
| 72DMC800-4  | 720               | 560 | 800  | <b>575.00</b>   | 4             | 177 | 797 | Metal dwrs | 0      | 0       | 0   | 0      |
| 72DMC900-4  | 720               | 560 | 900  | <b>586.00</b>   | 4             | 177 | 897 | Metal dwrs | 0      | 0       | 0   | 0      |
| 72DMC1000-4 | 720               | 560 | 1000 | <b>597.00</b>   | 4             | 177 | 997 | Metal dwrs | 0      | 0       | 0   | 0      |

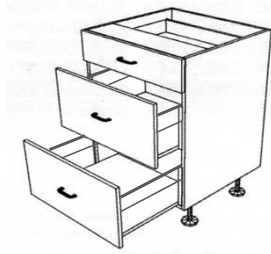
### Drawer Units including soft close drawers (5 drawers)



| Item code   | Cabinet size (mm) |     |      | Price<br>ex GST | Doors/drawers |     |     | Includes   | Hinges |         |     |        |
|-------------|-------------------|-----|------|-----------------|---------------|-----|-----|------------|--------|---------|-----|--------|
|             | H                 | D   | W    |                 | No.           | H   | W   |            | O/lay  | 165 deg | Cnr | 45 deg |
| 72DMC400-5  | 720               | 560 | 400  | <b>705.00</b>   | 5             | 141 | 397 | Metal dwrs | 0      | 0       | 0   | 0      |
| 72DMC450-5  | 720               | 560 | 450  | <b>705.00</b>   | 5             | 141 | 447 | Metal dwrs | 0      | 0       | 0   | 0      |
| 72DMC500-5  | 720               | 560 | 500  | <b>716.00</b>   | 5             | 141 | 497 | Metal dwrs | 0      | 0       | 0   | 0      |
| 72DMC600-5  | 720               | 560 | 600  | <b>716.00</b>   | 5             | 141 | 597 | Metal dwrs | 0      | 0       | 0   | 0      |
| 72DMC700-5  | 720               | 560 | 700  | <b>716.00</b>   | 5             | 141 | 697 | Metal dwrs | 0      | 0       | 0   | 0      |
| 72DMC800-5  | 720               | 560 | 800  | <b>726.00</b>   | 5             | 141 | 797 | Metal dwrs | 0      | 0       | 0   | 0      |
| 72DMC900-5  | 720               | 560 | 900  | <b>737.00</b>   | 5             | 141 | 897 | Metal dwrs | 0      | 0       | 0   | 0      |
| 72DMC1000-5 | 720               | 560 | 1000 | <b>748.00</b>   | 5             | 141 | 997 | Metal dwrs | 0      | 0       | 0   | 0      |

Prices listed here are for cabinets only - drawer fronts are not included

### Drawer Units including soft close drawers (1 small & 2 large drawers)



| Item code     | Cabinet size (mm) |     |      | Price<br>ex GST | Doors/drawers |     |     | Includes   | Hinges |         |     |        |
|---------------|-------------------|-----|------|-----------------|---------------|-----|-----|------------|--------|---------|-----|--------|
|               | H                 | D   | W    |                 | No.           | H   | W   |            | O/lay  | 165 deg | Cnr | 45 deg |
| 72DMC400-1+2  | 720               | 560 | 400  | 529.00          | 1             | 141 | 397 | Metal dwrs | 0      | 0       | 0   | 0      |
|               |                   |     |      |                 | 2             | 285 | 397 |            |        |         |     |        |
| 72DMC450-1+2  | 720               | 560 | 450  | 529.00          | 1             | 141 | 447 | Metal dwrs | 0      | 0       | 0   | 0      |
|               |                   |     |      |                 | 2             | 285 | 447 |            |        |         |     |        |
| 72DMC500-1+2  | 720               | 560 | 500  | 540.00          | 1             | 141 | 497 | Metal dwrs | 0      | 0       | 0   | 0      |
|               |                   |     |      |                 | 2             | 285 | 497 |            |        |         |     |        |
| 72DMC600-1+2  | 720               | 560 | 600  | 540.00          | 1             | 141 | 597 | Metal dwrs | 0      | 0       | 0   | 0      |
|               |                   |     |      |                 | 2             | 285 | 597 |            |        |         |     |        |
| 72DMC700-1+2  | 720               | 560 | 700  | 540.00          | 1             | 141 | 697 | Metal dwrs | 0      | 0       | 0   | 0      |
|               |                   |     |      |                 | 2             | 285 | 697 |            |        |         |     |        |
| 72DMC800-1+2  | 720               | 560 | 800  | 551.00          | 1             | 141 | 797 | Metal dwrs | 0      | 0       | 0   | 0      |
|               |                   |     |      |                 | 2             | 285 | 797 |            |        |         |     |        |
| 72DMC900-1+2  | 720               | 560 | 900  | 562.00          | 1             | 141 | 897 | Metal dwrs | 0      | 0       | 0   | 0      |
|               |                   |     |      |                 | 2             | 285 | 897 |            |        |         |     |        |
| 72DMC1000-1+2 | 720               | 560 | 1000 | 572.00          | 1             | 141 | 997 | Metal dwrs | 0      | 0       | 0   | 0      |
|               |                   |     |      |                 | 2             | 285 | 997 |            |        |         |     |        |

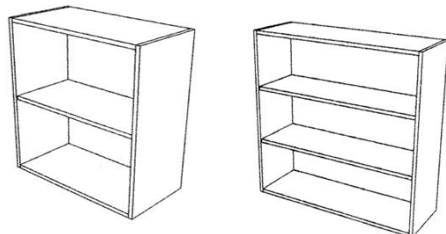
### Drawer Units including soft close drawers (3 small & 1 large drawers)



| Item code     | Cabinet size (mm) |     |      | Price<br>ex GST | Doors/drawers |     |     | Includes   | Hinges |         |     |        |
|---------------|-------------------|-----|------|-----------------|---------------|-----|-----|------------|--------|---------|-----|--------|
|               | H                 | D   | W    |                 | No.           | H   | W   |            | O/lay  | 165 deg | Cnr | 45 deg |
| 72DMC400-3+1  | 720               | 560 | 400  | 632.00          | 1             | 285 | 397 | Metal dwrs | 0      | 0       | 0   | 0      |
|               |                   |     |      |                 | 3             | 141 | 397 |            |        |         |     |        |
| 72DMC450-3+1  | 720               | 560 | 450  | 632.00          | 1             | 285 | 447 | Metal dwrs | 0      | 0       | 0   | 0      |
|               |                   |     |      |                 | 3             | 141 | 447 |            |        |         |     |        |
| 72DMC500-3+1  | 720               | 560 | 500  | 643.00          | 1             | 285 | 497 | Metal dwrs | 0      | 0       | 0   | 0      |
|               |                   |     |      |                 | 3             | 141 | 497 |            |        |         |     |        |
| 72DMC600-3+1  | 720               | 560 | 600  | 643.00          | 1             | 285 | 597 | Metal dwrs | 0      | 0       | 0   | 0      |
|               |                   |     |      |                 | 3             | 141 | 597 |            |        |         |     |        |
| 72DMC700-3+1  | 720               | 560 | 700  | 643.00          | 1             | 285 | 697 | Metal dwrs | 0      | 0       | 0   | 0      |
|               |                   |     |      |                 | 3             | 141 | 697 |            |        |         |     |        |
| 72DMC800-3+1  | 720               | 560 | 800  | 653.00          | 1             | 285 | 797 | Metal dwrs | 0      | 0       | 0   | 0      |
|               |                   |     |      |                 | 3             | 141 | 797 |            |        |         |     |        |
| 72DMC900-3+1  | 720               | 560 | 900  | 664.00          | 1             | 285 | 897 | Metal dwrs | 0      | 0       | 0   | 0      |
|               |                   |     |      |                 | 3             | 141 | 897 |            |        |         |     |        |
| 72DMC1000-3+1 | 720               | 560 | 1000 | 675.00          | 1             | 285 | 997 | Metal dwrs | 0      | 0       | 0   | 0      |
|               |                   |     |      |                 | 3             | 141 | 997 |            |        |         |     |        |

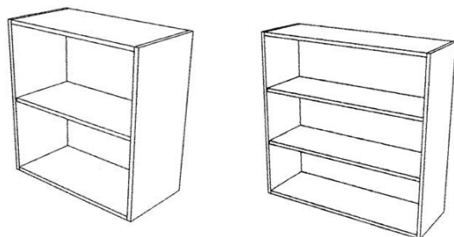
Prices listed here are for cabinets only - doors are not included

### Wall Units - Gas (use these if your cooktop is Gas)



| Item code | Cabinet size (mm) |     |     | Price<br>ex GST | Doors/drawers |     |     | Includes  | Hinges |         |     |        |
|-----------|-------------------|-----|-----|-----------------|---------------|-----|-----|-----------|--------|---------|-----|--------|
|           | H                 | D   | W   |                 | No.           | H   | W   |           | O/lay  | 165 deg | Cnr | 45 deg |
| 6W200G    | 630               | 300 | 200 | <b>96.00</b>    | 1             | 630 | 197 | 1 shelf   | 2      | 0       | 0   | 0      |
| 6W300G    | 630               | 300 | 300 | <b>96.00</b>    | 1             | 630 | 297 | 1 shelf   | 2      | 0       | 0   | 0      |
| 6W400G    | 630               | 300 | 400 | <b>112.00</b>   | 1             | 630 | 397 | 1 shelf   | 2      | 0       | 0   | 0      |
| 6W450G    | 630               | 300 | 450 | <b>112.00</b>   | 1             | 630 | 447 | 1 shelf   | 2      | 0       | 0   | 0      |
| 6W500G    | 630               | 300 | 500 | <b>128.00</b>   | 1             | 630 | 497 | 1 shelf   | 2      | 0       | 0   | 0      |
| 6W600G    | 630               | 300 | 600 | <b>128.00</b>   | 2             | 630 | 298 | 1 shelf   | 4      | 0       | 0   | 0      |
| 6W700G    | 630               | 300 | 700 | <b>144.00</b>   | 2             | 630 | 348 | 1 shelf   | 4      | 0       | 0   | 0      |
| 6W800G    | 630               | 300 | 800 | <b>160.00</b>   | 2             | 630 | 398 | 1 shelf   | 4      | 0       | 0   | 0      |
| 6W900G    | 630               | 300 | 900 | <b>176.00</b>   | 2             | 630 | 448 | 1 shelf   | 4      | 0       | 0   | 0      |
| 8W200G    | 800               | 300 | 200 | <b>96.00</b>    | 1             | 800 | 197 | 2 shelves | 2      | 0       | 0   | 0      |
| 8W300G    | 800               | 300 | 300 | <b>96.00</b>    | 1             | 800 | 297 | 2 shelves | 2      | 0       | 0   | 0      |
| 8W400G    | 800               | 300 | 400 | <b>112.00</b>   | 1             | 800 | 397 | 2 shelves | 2      | 0       | 0   | 0      |
| 8W450G    | 800               | 300 | 450 | <b>112.00</b>   | 1             | 800 | 447 | 2 shelves | 2      | 0       | 0   | 0      |
| 8W500G    | 800               | 300 | 500 | <b>128.00</b>   | 1             | 800 | 497 | 2 shelves | 2      | 0       | 0   | 0      |
| 8W600G    | 800               | 300 | 600 | <b>144.00</b>   | 2             | 800 | 298 | 2 shelves | 4      | 0       | 0   | 0      |
| 8W700G    | 800               | 300 | 700 | <b>160.00</b>   | 2             | 800 | 348 | 2 shelves | 4      | 0       | 0   | 0      |
| 8W800G    | 800               | 300 | 800 | <b>176.00</b>   | 2             | 800 | 398 | 2 shelves | 4      | 0       | 0   | 0      |
| 8W900G    | 800               | 300 | 900 | <b>192.00</b>   | 2             | 800 | 448 | 2 shelves | 4      | 0       | 0   | 0      |

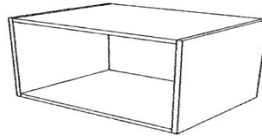
### Wall Units - Electric (use these if your cooktop is Electric)



| Item code | Cabinet size (mm) |     |     | Price<br>ex GST | Doors/drawers |     |     | Includes  | Hinges |         |     |        |
|-----------|-------------------|-----|-----|-----------------|---------------|-----|-----|-----------|--------|---------|-----|--------|
|           | H                 | D   | W   |                 | No.           | H   | W   |           | O/lay  | 165 deg | Cnr | 45 deg |
| 6W200E    | 680               | 300 | 200 | <b>96.00</b>    | 1             | 680 | 197 | 1 shelf   | 2      | 0       | 0   | 0      |
| 6W300E    | 680               | 300 | 300 | <b>96.00</b>    | 1             | 680 | 297 | 1 shelf   | 2      | 0       | 0   | 0      |
| 6W400E    | 680               | 300 | 400 | <b>112.00</b>   | 1             | 680 | 397 | 1 shelf   | 2      | 0       | 0   | 0      |
| 6W450E    | 680               | 300 | 450 | <b>112.00</b>   | 1             | 680 | 447 | 1 shelf   | 2      | 0       | 0   | 0      |
| 6W500E    | 680               | 300 | 500 | <b>128.00</b>   | 1             | 680 | 497 | 1 shelf   | 2      | 0       | 0   | 0      |
| 6W600E    | 680               | 300 | 600 | <b>128.00</b>   | 2             | 680 | 298 | 1 shelf   | 4      | 0       | 0   | 0      |
| 6W700E    | 680               | 300 | 700 | <b>144.00</b>   | 2             | 680 | 348 | 1 shelf   | 4      | 0       | 0   | 0      |
| 6W800E    | 680               | 300 | 800 | <b>160.00</b>   | 2             | 680 | 398 | 1 shelf   | 4      | 0       | 0   | 0      |
| 6W900E    | 680               | 300 | 900 | <b>176.00</b>   | 2             | 680 | 448 | 1 shelf   | 4      | 0       | 0   | 0      |
| 8W200E    | 850               | 300 | 200 | <b>96.00</b>    | 1             | 850 | 197 | 2 shelves | 2      | 0       | 0   | 0      |
| 8W300E    | 850               | 300 | 300 | <b>96.00</b>    | 1             | 850 | 297 | 2 shelves | 2      | 0       | 0   | 0      |
| 8W400E    | 850               | 300 | 400 | <b>112.00</b>   | 1             | 850 | 397 | 2 shelves | 2      | 0       | 0   | 0      |
| 8W450E    | 850               | 300 | 450 | <b>112.00</b>   | 1             | 850 | 447 | 2 shelves | 2      | 0       | 0   | 0      |
| 8W500E    | 850               | 300 | 500 | <b>128.00</b>   | 1             | 850 | 497 | 2 shelves | 2      | 0       | 0   | 0      |
| 8W600E    | 850               | 300 | 600 | <b>144.00</b>   | 2             | 850 | 298 | 2 shelves | 4      | 0       | 0   | 0      |
| 8W700E    | 850               | 300 | 700 | <b>160.00</b>   | 2             | 850 | 348 | 2 shelves | 4      | 0       | 0   | 0      |
| 8W800E    | 850               | 300 | 800 | <b>176.00</b>   | 2             | 850 | 398 | 2 shelves | 4      | 0       | 0   | 0      |
| 8W900E    | 850               | 300 | 900 | <b>192.00</b>   | 2             | 850 | 448 | 2 shelves | 4      | 0       | 0   | 0      |

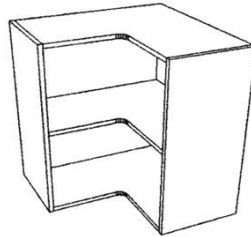
Prices listed here are for cabinets only - doors are not included

### Fridge Units



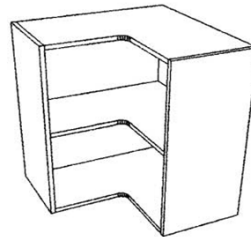
| Item code | Cabinet size (mm) |     |      | Price<br>ex GST | Doors/drawers |     |     | Includes | Hinges |         |     |        |
|-----------|-------------------|-----|------|-----------------|---------------|-----|-----|----------|--------|---------|-----|--------|
|           | H                 | D   | W    |                 | No.           | H   | W   |          | O/lay  | 165 deg | Cnr | 45 deg |
| 3W600     | 350               | 300 | 600  | <b>96.00</b>    | 2             | 350 | 298 | 1 shelf  | 4      | 0       | 0   | 0      |
| 3W700     | 350               | 300 | 700  | <b>96.00</b>    | 2             | 350 | 348 | 1 shelf  | 4      | 0       | 0   | 0      |
| 3W800     | 350               | 300 | 800  | <b>112.00</b>   | 2             | 350 | 398 | 1 shelf  | 4      | 0       | 0   | 0      |
| 3W900     | 350               | 300 | 900  | <b>112.00</b>   | 2             | 350 | 448 | 1 shelf  | 4      | 0       | 0   | 0      |
| 3W1000    | 350               | 300 | 1000 | <b>128.00</b>   | 2             | 350 | 498 | 1 shelf  | 4      | 0       | 0   | 0      |
| 3W1100    | 350               | 300 | 1100 | <b>144.00</b>   | 2             | 350 | 548 | 1 shelf  | 4      | 0       | 0   | 0      |
| 5W600     | 520               | 300 | 600  | <b>96.00</b>    | 2             | 520 | 298 | 1 shelf  | 4      | 0       | 0   | 0      |
| 5W700     | 520               | 300 | 700  | <b>112.00</b>   | 2             | 520 | 348 | 1 shelf  | 4      | 0       | 0   | 0      |
| 5W800     | 520               | 300 | 800  | <b>128.00</b>   | 2             | 520 | 398 | 1 shelf  | 4      | 0       | 0   | 0      |
| 5W900     | 520               | 300 | 900  | <b>144.00</b>   | 2             | 520 | 448 | 1 shelf  | 4      | 0       | 0   | 0      |
| 5W1000    | 520               | 300 | 1000 | <b>160.00</b>   | 2             | 520 | 498 | 1 shelf  | 4      | 0       | 0   | 0      |
| 5W1100    | 520               | 300 | 1100 | <b>176.00</b>   | 2             | 520 | 548 | 1 shelf  | 4      | 0       | 0   | 0      |

### Corner Wall Units - Gas



| Item code | Cabinet size (mm) |     |         | Price<br>ex GST | Doors/drawers |     |     | Includes  | Hinges |         |     |        |
|-----------|-------------------|-----|---------|-----------------|---------------|-----|-----|-----------|--------|---------|-----|--------|
|           | H                 | D   | W       |                 | No.           | H   | W   |           | O/lay  | 165 deg | Cnr | 45 deg |
| 6CW600G   | 630               | 300 | 600/600 | <b>226.00</b>   | 2             | 630 | 278 | 1 shelf   | 0      | 2       | 2   | 0      |
| 8CW600G   | 800               | 300 | 600/600 | <b>242.00</b>   | 2             | 800 | 278 | 2 shelves | 0      | 2       | 2   | 0      |

### Corner Wall Units - Electric

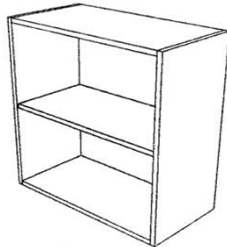


| Item code | Cabinet size (mm) |     |         | Price<br>ex GST | Doors/drawers |     |     | Includes  | Hinges |         |     |        |
|-----------|-------------------|-----|---------|-----------------|---------------|-----|-----|-----------|--------|---------|-----|--------|
|           | H                 | D   | W       |                 | No.           | H   | W   |           | O/lay  | 165 deg | Cnr | 45 deg |
| 6CW600E   | 680               | 300 | 600/600 | <b>226.00</b>   | 2             | 680 | 278 | 1 shelf   | 0      | 2       | 2   | 0      |
| 8CW600E   | 850               | 300 | 600/600 | <b>242.00</b>   | 2             | 850 | 278 | 2 shelves | 0      | 2       | 2   | 0      |



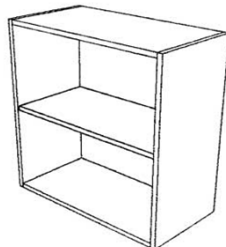
Prices listed here are for cabinets only - doors are not included

### Range Hood Units - Gas



| Item code | Cabinet size (mm) |     |     | Price<br>ex GST | Doors/drawers |     |     | Includes | Hinges |         |     |        |
|-----------|-------------------|-----|-----|-----------------|---------------|-----|-----|----------|--------|---------|-----|--------|
|           | H                 | D   | W   |                 | No.           | H   | W   |          | O/lay  | 165 deg | Cnr | 45 deg |
| 4RH600G   | 455               | 300 | 600 | <b>96.00</b>    | 2             | 587 | 298 | 1 shelf  | 4      | 0       | 0   | 0      |
| 4RH900G   | 455               | 300 | 900 | <b>144.00</b>   | 2             | 587 | 448 | 1 shelf  | 4      | 0       | 0   | 0      |
| 6RH600G   | 625               | 300 | 600 | <b>128.00</b>   | 2             | 757 | 298 | 1 shelf  | 4      | 0       | 0   | 0      |
| 6RH900G   | 625               | 300 | 900 | <b>176.00</b>   | 2             | 757 | 448 | 1 shelf  | 4      | 0       | 0   | 0      |

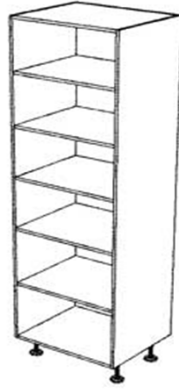
### Range Hood Units - Electric



| Item code | Cabinet size (mm) |     |     | Price<br>ex GST | Doors/drawers |     |     | Includes | Hinges |         |     |        |
|-----------|-------------------|-----|-----|-----------------|---------------|-----|-----|----------|--------|---------|-----|--------|
|           | H                 | D   | W   |                 | No.           | H   | W   |          | O/lay  | 165 deg | Cnr | 45 deg |
| 5RH600E   | 505               | 300 | 600 | <b>96.00</b>    | 2             | 637 | 298 | 1 shelf  | 4      | 0       | 0   | 0      |
| 5RH900E   | 505               | 300 | 900 | <b>144.00</b>   | 2             | 637 | 448 | 1 shelf  | 4      | 0       | 0   | 0      |
| 6RH600E   | 675               | 300 | 600 | <b>128.00</b>   | 2             | 807 | 298 | 1 shelf  | 4      | 0       | 0   | 0      |
| 6RH900E   | 675               | 300 | 900 | <b>176.00</b>   | 2             | 807 | 448 | 1 shelf  | 4      | 0       | 0   | 0      |

Prices listed here are for cabinets only - doors are not included

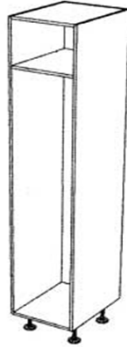
## Pantry Units



| Item code | Cabinet size (mm) |     |      | Price<br>ex GST | Doors/drawers |      |     | Includes  | Hinges |         |     |        |
|-----------|-------------------|-----|------|-----------------|---------------|------|-----|-----------|--------|---------|-----|--------|
|           | H                 | D   | W    |                 | No.           | H    | W   |           | O/lay  | 165 deg | Cnr | 45 deg |
| P2040300  | 2040              | 580 | 300  | <b>355.00</b>   | 1             | 2040 | 297 | 5 shelves | 5      | 0       | 0   | 0      |
| P2040400  | 2040              | 580 | 400  | <b>372.00</b>   | 1             | 2040 | 397 | 5 shelves | 5      | 0       | 0   | 0      |
| P2040450  | 2040              | 580 | 450  | <b>389.00</b>   | 1             | 2040 | 447 | 5 shelves | 5      | 0       | 0   | 0      |
| P2040500  | 2040              | 580 | 500  | <b>405.00</b>   | 1             | 2040 | 497 | 5 shelves | 5      | 0       | 0   | 0      |
| P2040600  | 2040              | 580 | 600  | <b>422.00</b>   | 2             | 2040 | 298 | 5 shelves | 10     | 0       | 0   | 0      |
| P2040700  | 2040              | 580 | 700  | <b>439.00</b>   | 2             | 2040 | 348 | 5 shelves | 10     | 0       | 0   | 0      |
| P2040800  | 2040              | 580 | 800  | <b>456.00</b>   | 2             | 2040 | 398 | 5 shelves | 10     | 0       | 0   | 0      |
| P2040900  | 2040              | 580 | 900  | <b>473.00</b>   | 2             | 2040 | 448 | 5 shelves | 10     | 0       | 0   | 0      |
| P20401000 | 2040              | 580 | 1000 | <b>489.00</b>   | 2             | 2040 | 498 | 5 shelves | 10     | 0       | 0   | 0      |
| P2200300  | 2200              | 580 | 300  | <b>389.00</b>   | 1             | 2200 | 297 | 5 shelves | 5      | 0       | 0   | 0      |
| P2200400  | 2200              | 580 | 400  | <b>405.00</b>   | 1             | 2200 | 397 | 5 shelves | 5      | 0       | 0   | 0      |
| P2200450  | 2200              | 580 | 450  | <b>422.00</b>   | 1             | 2200 | 447 | 5 shelves | 5      | 0       | 0   | 0      |
| P2200500  | 2200              | 580 | 500  | <b>439.00</b>   | 1             | 2200 | 497 | 5 shelves | 5      | 0       | 0   | 0      |
| P2200600  | 2200              | 580 | 600  | <b>456.00</b>   | 2             | 2200 | 298 | 5 shelves | 10     | 0       | 0   | 0      |
| P2200700  | 2200              | 580 | 700  | <b>473.00</b>   | 2             | 2200 | 348 | 5 shelves | 10     | 0       | 0   | 0      |
| P2200800  | 2200              | 580 | 800  | <b>489.00</b>   | 2             | 2200 | 398 | 5 shelves | 10     | 0       | 0   | 0      |
| P2200900  | 2200              | 580 | 900  | <b>506.00</b>   | 2             | 2200 | 448 | 5 shelves | 10     | 0       | 0   | 0      |
| P22001000 | 2200              | 580 | 1000 | <b>523.00</b>   | 2             | 2200 | 498 | 5 shelves | 10     | 0       | 0   | 0      |

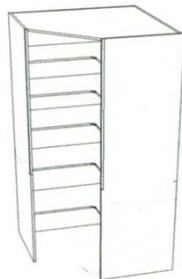
Prices listed here are for cabinets only - doors are not included

### Multi-Purpose Units



| Item code | Cabinet size (mm) |     |     | Price<br>ex GST | Doors/drawers |      |     | Includes | Hinges |         |     |        |
|-----------|-------------------|-----|-----|-----------------|---------------|------|-----|----------|--------|---------|-----|--------|
|           | H                 | D   | W   |                 | No.           | H    | W   |          | O/lay  | 165 deg | Cnr | 45 deg |
| MP2040300 | 2040              | 580 | 300 | <b>288.00</b>   | 1             | 2040 | 297 | 1 shelf  | 5      | 0       | 0   | 0      |
| MP2040400 | 2040              | 580 | 400 | <b>305.00</b>   | 1             | 2040 | 397 | 1 shelf  | 5      | 0       | 0   | 0      |
| MP2040450 | 2040              | 580 | 450 | <b>321.00</b>   | 1             | 2040 | 447 | 1 shelf  | 5      | 0       | 0   | 0      |
| MP2040500 | 2040              | 580 | 500 | <b>338.00</b>   | 1             | 2040 | 497 | 1 shelf  | 5      | 0       | 0   | 0      |
| MP2040600 | 2040              | 580 | 600 | <b>355.00</b>   | 2             | 2040 | 298 | 1 shelf  | 10     | 0       | 0   | 0      |
| MP2040700 | 2040              | 580 | 700 | <b>372.00</b>   | 2             | 2040 | 348 | 1 shelf  | 10     | 0       | 0   | 0      |
| MP2040800 | 2040              | 580 | 800 | <b>389.00</b>   | 2             | 2040 | 398 | 1 shelf  | 10     | 0       | 0   | 0      |
| MP2040900 | 2040              | 580 | 900 | <b>405.00</b>   | 2             | 2040 | 448 | 1 shelf  | 10     | 0       | 0   | 0      |
| MP2200300 | 2200              | 580 | 300 | <b>305.00</b>   | 1             | 2200 | 297 | 1 shelf  | 5      | 0       | 0   | 0      |
| MP2200400 | 2200              | 580 | 400 | <b>321.00</b>   | 1             | 2200 | 397 | 1 shelf  | 5      | 0       | 0   | 0      |
| MP2200450 | 2200              | 580 | 450 | <b>338.00</b>   | 1             | 2200 | 447 | 1 shelf  | 5      | 0       | 0   | 0      |
| MP2200500 | 2200              | 580 | 500 | <b>355.00</b>   | 1             | 2200 | 497 | 1 shelf  | 5      | 0       | 0   | 0      |
| MP2200600 | 2200              | 580 | 600 | <b>372.00</b>   | 2             | 2200 | 298 | 1 shelf  | 10     | 0       | 0   | 0      |
| MP2200700 | 2200              | 580 | 700 | <b>389.00</b>   | 2             | 2200 | 348 | 1 shelf  | 10     | 0       | 0   | 0      |
| MP2200800 | 2200              | 580 | 800 | <b>405.00</b>   | 2             | 2200 | 398 | 1 shelf  | 10     | 0       | 0   | 0      |
| MP2200900 | 2200              | 580 | 900 | <b>422.00</b>   | 2             | 2200 | 448 | 1 shelf  | 10     | 0       | 0   | 0      |

### Corner Walk-In Pantry Units



| Item code   | Cabinet size (mm) |     |             | Price<br>ex GST | Doors/drawers |      |     | Includes  | Hinges |         |     |        |
|-------------|-------------------|-----|-------------|-----------------|---------------|------|-----|-----------|--------|---------|-----|--------|
|             | H                 | D   | W           |                 | No.           | H    | W   |           | O/lay  | 165 deg | Cnr | 45 deg |
| WIP21901000 | 2190              | 580 | 1000 X 1000 | <b>894.00</b>   | 1             | 2180 | 573 | 5 shelves | 0      | 0       | 0   | 5      |
| WIP23501000 | 2350              | 580 | 1000 X 1000 | <b>931.00</b>   | 1             | 2340 | 573 | 5 shelves | 0      | 0       | 0   | 5      |